



Saturday, March 11, 2023

GRAFTON COUNCIL ON AGING

Finance Committee Budget Review

PRESENTED BY

Shannon Smith, DPT, GCS
Director of Council on Aging

AGENDA

- 3 Grafton Senior Center Overview
- 5 The Aging Population
- 6 Grafton COA Statistics
- 7 Six Month Update
- 8 Goals for the Future
- 9 FY24 Budget
- 10 Work Cited

GRAFTON SENIOR CENTER OVERVIEW

Mission Statement: The Grafton Senior Center serves older persons, disabled persons of all ages and their caregivers. Programs that enhance dignity and quality of life, support independence and encourage general wellness are developed, coordinated, and promoted to meet the needs of these individuals. The Grafton Senior Center also provides advocacy and assistance.

In the Fiscal Year of 2022, the Grafton Senior Center served 699 Seniors*. On average, the Senior Center Served ~59 Seniors a day.

*The Senior Center was closed to the public January 1, 2022- February 27th, 2022.



03

SERVICES OFFERED

Enrichment Programs


- Health Education Classes
- Exercise Programs
- Artistry Programs
- Technology Assistance
- Special Luncheons
- Holiday Celebrations
- Intergenerational Activities
- Bingo & Other Large Group Competitions
- Senior Led Groups & Clubs

Services & Assistance

- Serving Health Information Needs of Everyone (SHINE)
- AARP Tax Assistance
- Assistance with South Middlesex Opportunity Council (SMOC) Fuel Assistance Application
- Assistance with Supplemental Nutrition Assistance Program (SNAP) Application
- Transportation to medical appointments, the supermarket and other needs of Seniors and Grafton residents with disabilities
- Assistance with housing applications
- Loan Equipment Closet
- Senior Tax Work Off Program

04

THE AGING POPULATION



The Town of Grafton currently has 4,416 residents over the age of 60.

By 2030, 1 in 6 people in the world will be aged 60 years or older. The number of persons aged 80 or older is expected to triple between 2020 and 2050.

Massachusetts has one of the longest life expectancies of 79 years. Life expectancy is projected to increase by about 6 years by 2060.

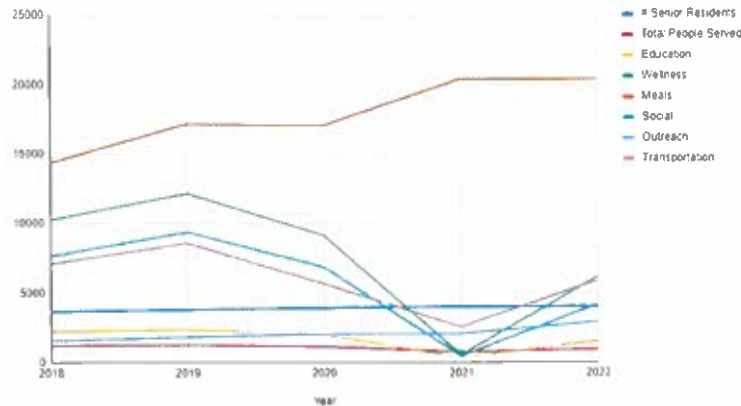
Physical and social environments can affect health directly or through barriers or incentives that affect opportunities, decisions and health behavior. Maintaining healthy behaviors all contribute to reducing the risk of chronic conditions, improving physical and mental capacity and delaying care dependency.

Supportive physical and social environments also enable people to do what is important to them, despite losses in capacity. The availability of safe and accessible public buildings and transportation are important in order to reinforce recovery, promote adaptation and psychosocial growth.

GRAFTON COUNCIL ON AGING

Fiscal Stats: FY18-FY22

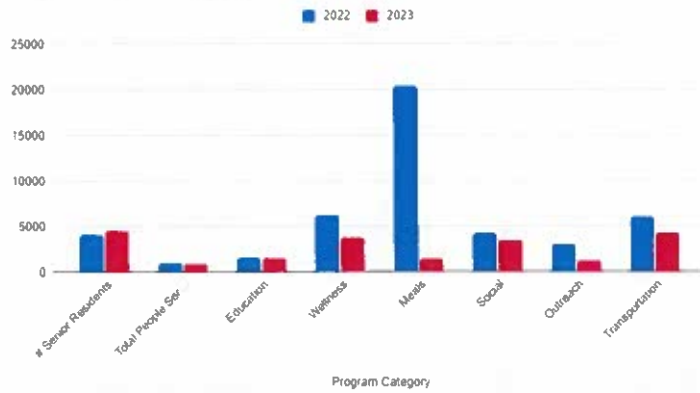
Fiscal Stats. FY18- FY22



GRAFTON COUNCIL ON AGING

Fiscal Stats: FY22 & FY23 - First 6 Months

Fiscal Stats FY22 & FY23



The Senior Center currently serves an average of ~63 seniors a day.

FUTURE GOALS

FY24 & Beyond



Continuing Education for Staff

- Attendance of the annual Massachusetts Council on Aging Conference in October 2023
- Volunteer Engagement in the Aging Network training via MCOA and BU Cader
- Hoarding Disorder Training

Evidence Based Programming

- Aging Mastery Program
- Tai Chi
- A Matter of Balance
- Healthy Eating for Successful Living in Older Adults

Community Partnerships

- Health & Wellness Fair September 2023
- Opportunities for research with MCPHS's Physical Therapy Program
- Become an Age & Dementia Friendly Community

FY24 BUDGET

Count On Aging					
Salaries	DEPARTMENT HEAD	\$79,968.00	\$83,254.00	4.147%	COLA and Step Rates
	ADMINISTRATIVE PERSONNEL	\$94,889.00	\$99,338.00	4.689%	
	WAGES, PART-TIME PERSONNEL	\$51,567.00	\$48,593.00	-7.499%	
	EXTRA HOURS	\$480.00	\$480.00	0%	
	LONGEVITY		\$2,000.00		
Total Salaries:		\$227,744.00	\$233,613.00	-1.822%	
Services	REPAIR AND MAINTENANCE	\$3,000.00	\$3,000.00	0%	
Total Services:		\$3,000.00	\$3,000.00	0%	
Supplies	CARPET & UPHOLSTERY CLEANING		\$0.00		
Total Supplies:			\$0.00		
Professional and Technical	CONFERENCE/SEMINARS	\$475.00	\$1,500.00	140%	New staff and added training
	COMMUNICATIONS	\$5,000.00	\$5,000.00	0%	Newsletter, advertisements, etc.
	OTHER PURCHASED SERVICES	\$1,500.00	\$4,000.00	166.66%	Water and Supplies. Cost of operation has increased.
	PROGRAMS		\$5,000.00		This new line supports additional programming for the CDA. New areas of exercise, education, and enrichment.
Total Professional and Technical:		\$7,475.00	\$15,500.00	60.583%	
Other Equipment	OTHER SUPPLIES	\$3,500.00	\$3,500.00	0%	Office supplies, etc.
Total Other Equipment:		\$3,500.00	\$3,500.00	0%	
Other Charges and Expenses	INSTATE TRAVEL	\$700.00	\$500.00	-28.571%	Reduction due to vehicle spend.
	DUES AND MEMBERSHIPS	\$725.00	\$725.00	0%	MCOA dues.
Total Other Charges and Expenses:		\$1,425.00	\$1,225.00	-14.855%	
Total Count On Aging:		\$246,814.00	\$248,948.00	0.821%	

WORK CITED

Centers for Disease Control and Prevention. (2015, September 11). Data and statistics - productive aging and work. Centers for Disease Control and Prevention. Retrieved February 28, 2023, from <https://www.cdc.gov/niosh/topics/productiveaging/dataandstatistics.html>

World Health Organization. (2022, October 1). Ageing and health. World Health Organization. Retrieved February 28, 2023, from [https://www.who.int/news-room/fact-sheets/detail/ageing-and-health#:~:text=By%202030%2C%201%20in%206.will%20double%20\(2.1%20billion\)](https://www.who.int/news-room/fact-sheets/detail/ageing-and-health#:~:text=By%202030%2C%201%20in%206.will%20double%20(2.1%20billion))

World Population Review. (2023). Life Expectancy by State. Life Expectancy by State 2023. Retrieved February 28, 2023, from <https://worldpopulationreview.com/state-rankings/life-expectancy-by-state>



Thank You!

Account #	Account Description	Budgeted Amount	To Date Total Available	% Avail	% Used
1.541.1.5112	Department Head	\$79,968.00	\$33,623.94	42.05	57.95
1.541.1.5114	Administrative Personnel	\$94,889	\$36,733.27	38.71	61.29
1.541.1.5115	Wages, P/T Personnel	\$52,507	\$29,265.37	55.74	44.26
1.541.1.5131	Extra Hours	\$400	\$269.23	67.31	32.69
	Subtotal	\$227,764.00	\$99,891.81	43.86	56.14
15541.2.5240	Repair & Maintenance	\$5,000.00	\$3,698.54	73.97	26.03
1.541.2.5330	Conference/ Seminar Fees	\$625	\$625	100.00	0.00
1.541.2.5340	Communications	\$5,000	\$4,398.88	87.98	12.02
1.541.2.5382	Other Purchased Services	\$3,500	\$1,983.82	56.68	43.32
1.541.2.5580	Other Supplies	\$3,500	\$1,482.61	42.36	57.64
1.541.2.5710	Instate Travel	\$700	\$604.00	86.29	13.71
1.541.2.5730	Dues & Membership	\$725	\$33.32	4.60	95.40
	Subtotal	\$19,050.00	\$12,826.17	67.33	32.67
	Total	\$265,864.00	\$112,717.98	42.40	57.60

20-State & Fed Grant

Rev & Expenses Balance

	Balance Forward	\$30,172.00	\$30,172.00
220.541.5100	2023 Forumal Grant	\$53,232.00	\$83,404.00
220.541.5200	Purchase of Services	\$0.00	\$83,404.00
220.541.5400	Supplies	\$119.40	\$83,284.60
	20- Total		\$83,284.60

Program Revolving

	Balance Forward	\$40,399.34	\$40,399.34
290.541.4830.5400	Contributions & Donations	\$20,482.99	\$60,882.33
290.541.5100.5400	Personal Services	\$0	\$60,882.33
290.541.5200.5400	Purchase of Services	\$20,927.09	\$39,955.24
290.541.5400.5400	Supplies	\$818.71	\$39,136.53
	Total		\$39,136.53

Transportation Revolving

290.541.3580.5400	Balance Forward	\$46,553.77	\$46,553.77
290.541.4830.5401	Contributions & Donations	\$27,361.47	\$73,915.24
290.541.5100.5401	Driver's Wages	\$19,547.01	\$54,368.23
290.541.5200.5401	Purchase of Services	\$273.04	\$54,095.19
290.541.5200.5401	Supplies	\$0.00	
	Total		\$54,095.19

Gift Account

290.541.3580	Balance Forward	\$70,525.21	\$70,525.21
294.541.4830.5400	Contributions & Donations	\$7,638.95	\$78,164.16
294.541.5200.5400	Purchase of Services	\$172.17	\$77,991.99
294.541.5400.5400	Supplies	\$904.49	\$77,087.50
	Total		\$77,087.50

	29- Balance Total		\$170,319.22
--	--------------------------	--	---------------------